

PLANTATION ENGINE

1:20.3 SCALE • 45 mm GAUGE



Unlettered Black

The Accucraft IUKI 0-4-2, a typical Hawaii plantation locomotive, is an updated version of the Ruby design! This generic plantation engine has features that were common on all late 19th century plantation locomotives. They were exported all over the world, and used mainly on sugar plantations in the south. Most of the American locomotive manufacturers built plantation locomotives in 3 foot gauge, and IUKI 0-4-2 follows Baldwin's basic design. The name IUKI in Hawaiian stands for Judy and it joins Accucraft's family of small generic locomotives.

SPECIFICATIONS




Scale	1:20.3
Gauge	45 mm
Mini. radius	48 in. (1.2 M)
Dimensions	10 ³ / ₄ x 4 x 5 in.
Construction	Brass & stainless steel
Power	Live steam, butane fired
Boiler	Copper, butane, single flue
Valve	Piston valve
Working pressure	40 psi
Features	Safety valve
	Throttle
	Pressure gauge
	Water level gauge
	Displacement lubricator

ITEMS SUBJECT TO CHANGE IN PRICE, COLOR, SPECIFICATION, DESIGN AND AVAILABILITY WITHOUT NOTICE.

ACCUCRAFT 33268 CENTRAL AVE, UNION CITY, CA 94587, USA TEL: (510) 324-3399 FAX: (510) 324-3366
WWW.ACCUCRAFT.COM INFO@ACCUCRAFT.COM

PLANTATION ENGINE

1:20.3 SCALE • 45 mm GAUGE



ORDER INFORMATION

SKU	Description
AC77-045	Plantation 0-4-2 Unlettered Black, Live Steam
AC77-046	Plantation 0-4-2 'IUKI' Black, Live Steam

ITEMS SUBJECT TO CHANGE IN PRICE, COLOR, SPECIFICATION, DESIGN AND AVAILABILITY WITHOUT NOTICE.

ACCUCRAFT 33268 CENTRAL AVE, UNION CITY, CA 94587, USA TEL: (510) 324-3399 FAX: (510) 324-3366
WWW.ACCUCRAFT.COM INFO@ACCUCRAFT.COM